

Special Models

R = R 1/2
G = G 3/4

| Article-number | Model | R Connection | | L | H max. | h | Order No. |
|----------------|----------------|--------------|----|----|--------|----|------------------|
| | | R | Ø | | | | |
| 5523 | Straight valve | 3/8 | 12 | 74 | 61 | – | 1 5523 20 |
| | | 1/2 | 15 | 82 | 61 | – | 1 5523 21 |
| | | 3/4 | 18 | 95 | 61 | – | 1 5523 22 |
| 5524 | Angle valve | 3/8 | 12 | 47 | 60 | 22 | 1 5524 20 |
| | | 1/2 | 15 | 52 | 56 | 25 | 1 5524 21 |
| | | 3/4 | 18 | 60 | 57 | 27 | 1 5524 22 |

Dimensions in mm

These universal models are nickel-plated and equipped with special sockets for threaded pipe and compression union connections.

Models

We reserve the right to make modifications necessitated by technological progress.

The HERZ-GP-valves are equipped with special sockets offering the the option of connecting either a threaded pipe or a calibrated soft-steel or copper pipe, the latter two by means of compression union. The compression union must be ordered separately.

When using R=1/2" valves for external pipe diameters 10, 12, 14, 16 and 18 mm use adapter Art. No. 6272 between valve and compression unionl.

| | | | | | | | | |
|------------------------|-----------|-----------|-----------|-----------|-----------|-----------|-----------|-----------|
| Pipe ø D mm | 12 | 10 | 12 | 14 | 15 | 16 | 18 | 18 |
| Valve R= | 3/8 | 1/2 | | | | | | 3/4 |
| Adapter Order No. | | 1 6272 01 | 1 6272 01 | 1 6272 01 | | 1 6272 01 | 1 6272 11 | |
| Compr. Union Order No. | 1 6292 00 | 1 6284 00 | 1 6284 01 | 1 6284 03 | 1 6292 01 | 1 6284 05 | 1 6289 01 | 1 6292 02 |

We recommend use of support sleeves for the installation of soft steel or copper pipes with compression unions. For perfect installation, it is imperative to lubricate the thread of the locking nut (male thread and female thread) as well as the olive itself with silicon oil. We refer to our instructions for installation.

Universal Model Pipe Connection

The pre-setting function is based on limiting the valve lift. A knurled nut mounted on the valve is used for this purpose.

Pre-setting on the basis of resistance calculation:

1. Close valve.
2. Slacken hand wheel fastening screw and remove handwheel.
3. Slacken positioning screw with 1.5 mm Allen key (**6618**).
4. Screw in the nut clockwise up to the stop, this corresponds to pre-setting step V = 0.
5. Set at the desired pre-setting step by turning the nut counterclockwise. One turn corresponds to one pre-setting step according to HERZ-standard diagram.
V = 2 means 2 turns, etc.
6. Secure nut by moderate tightening of positioning screw.
7. Put handwheel in place and tighten screw.

For pre-adjustment:

1. Close valve until the system is balanced.
2. Remove handwheel.
3. Slacken positioning screw with 1.5 mm Allen key (**6618**) by 1/2 turn.
4. Tighten nut up to the stop.
5. Tighten positioning screw.
6. Put handwheel in place and tighten screw.

Pre-Setting

The seat seal is metallic and therefore non-wearing. The valve spindle is sealed by means of an O-Ring, This ensures ease of operation and makes the valve permanently maintenance-free up to the indicated operating temperature.

Spindle Seal Set

If the valve seal is damaged (water leak at the valve upper part) a HERZ-GP spindle seal set can be used for repairs.

1. Close the valve completely (turn anti-clockwise)
2. Remove handwheel
3. Unscrew seal (21 mm Allen key)

Valves with Pre-setting

4. Screw on spindle seal set **6702** with inside O-ring and tighten moderately with 21 mm Allen key. Restore original setting

Valves without Pre-setting

4. Screw on spindle seal set **6702** with inside O-ring and tighten moderately with 21mm Allen key.
5. Mount handwheel and tighten with screw.

Special Design Features

Spindle Seal



The lockshield **6503** is available for protection against manipulation by unauthorized persons.

1. Remove handwheel.
2. Set spindle at the desired flow rate.
3. Put lockshield in place and secure with handwheel screw.

Model for Public Buildings



- 1 **6618** 00 1.5 mm Allen key for positioning screw "pre-setting"
- 1 **6680** 00 HERZ-Assembly key for connections

Accessories

- 1 **6501** 10 Handwheel with fastening screw
- 1 **6503** 10 Lockshield
- 1 **6701** 00 Spindle seal set for valves without pre-setting function
- 1 **6702** 00 Spindle seal set for valves with pre-setting function

Spare Parts

The diagrams inside this leaflet serve to determine the valve resistance values and show the individual pre-setting steps.

Flow diagrams

| | | | | |
|---|------|----|-----|--|
| 1 | 5523 | 10 | 3/8 | Model for public buildings with lockshield |
| 1 | 5523 | 11 | 1/2 | Universal models in straight versions |
| 1 | 5523 | 12 | 3/4 | |
| 1 | 5524 | 10 | 3/8 | Angle model for public buildings |
| 1 | 5524 | 11 | 1/2 | |
| 1 | 5524 | 12 | 3/4 | |

HERZ-GP Valves in Special Designs, Dimension 1/2

| | | | | |
|---|------|----|--|--|
| 1 | 5523 | 71 | | Straight model, universal socket x male thread G 3/4 with cone seal |
| 1 | 5537 | 01 | | Straight model, 2 x male thread G 3/4, with cone seal |
| 1 | 5537 | 11 | | Straight model, radiator connection, with cone seal, pipe connection male thread G 3/4 |
| 1 | 5524 | 11 | | Angle model, universal socket x male thread G 3/4", with cone seal |
| 1 | 5548 | 01 | | Angle model, radiator connection, with cone seal, pipe connection male thread G 3/4 |

**HERZ-GP
Models for
Public Buildings**

**HERZ-GP
Special Models**

| | |
|-------------------------------|--------|
| Maximum operating temperature | 110 °C |
| Maximum operating pressure | 10 bar |

Hot water quality according to Austrian standard ÖNORM H 5195 and/or. VD guideline 2035.

HERZ-Compression Unions

When using compression unions for copper and steel pipes, take into account the permissible temperature and pressure ratings according to EN 1254-2: 1998, Table 5.

HERZ-Plastic Pipe Connections

Plastic pipe connections are suitable for application classes 4 and 5 according ISO 10508 (panel heating and radiator connection) as well as for pipes made of PE-RT (DIN 4721), PE-MDX (DIN 4724), PB and PE-X (DIN 4726) as well as plastic-metal composite tubes (ÖNORM B 5157).

Operating temperature, resulting thereof: maximum 95 °C with 10 bar. It is the operators task, to regulate operating **pressure** an operating **temperature** in such a way that they are conforming to standards and that operational data of the pipe producer are respected.

Operating Data

HERZ-Compression Union

To be used instead of the radiator connection and on the male thread G 3/4:

| | | |
|-------------------|---------|---|
| 6210 | 1/2 | Iron pipe connection, lengths 26 mm and 35 mm |
| 6211 | 1/2 | Reducing connection, 1/2 x 3/8 |
| 6213 | 3/8 | Reducing connection, 3/8 x 1/2 |
| 6218 | 3/8–3/4 | Long threaded bush, without nut, can be shortened to compensate for differences in structural dimensions, lengths 3/8 x 40: 1/2 x 39, 42 and 76; 3/4 x 70 mm |
| 6218 | 1/2 | Threaded bush, without nut, lengths 36, 39, 42, 48 and 76 mm. |
| 6235 | 3/8–3/4 | Soldering connection 3/8 x 12; 1/2 x 12, 15 and 18; 3/4 x 18 mm. |
| 6249 | 3/8–3/4 | Connection elbow for iron pipes, without nut, with cone seal |
| 6274 | G 3/4 | Compression union for copper and thin-walled steel pipes, external pipe diameters 8, 10, 12, 14, 15, 16, 18 mm |
| 6275 | G 3/4 | HERZ-compression union with soft seal for copper and thin-walled steel pipes, particularly suitable for hard special steel pipes and pipes with hard-galvanised surfaces. For external pipe diameters 12, 14, 15 mm |
| 6276 | G 3/4 | Compression union with soft seal, olive, massive rubber joint (EPDM) to wards pipe, locking nut G 3/4. For external pipe diameters 12, 15, 18 mm. |
| 6292 | 3/8-3/4 | Compression union, with metal-to-metal joint, olive, metal-to-metal joint towards pipe, olive screw. For external pipe diameters 12, 15, 18 mm. |
| 6097, 6098 | G 3/4 | HERZ-compression union for PE-X-, PB and plastic composite pipes. |

For use on the socket side of the valve:

| | | |
|-------------------|------------|---|
| 6219 | 1/2–3/4 | Reduction socket, brass version, for connecting pipe and valve, female thread (pipe) x male thread (valve) 1 x 1/2, 1 1/4 x 1/2, 1 x 3/4, 1 1/4 x 3/4 |
| 6066, 6067 | M 22 x 1,5 | Plastic pipe connection for PE-X-, PB and plastic composite pipes, for use with adapter 1 6272 01 (R 1/2 x M 22 x 1.5) |
| 6097, 6098 | G 3/4 | Plastic pipe connection for PE-X, PB and plastic composite pipes, for use with adapter 1 6266 01 (R 1/2 x G 3/4) |

For pipe dimensions of plastic pipe connections refer to the HERZ-catalogue.

**Further
Connecting Options**

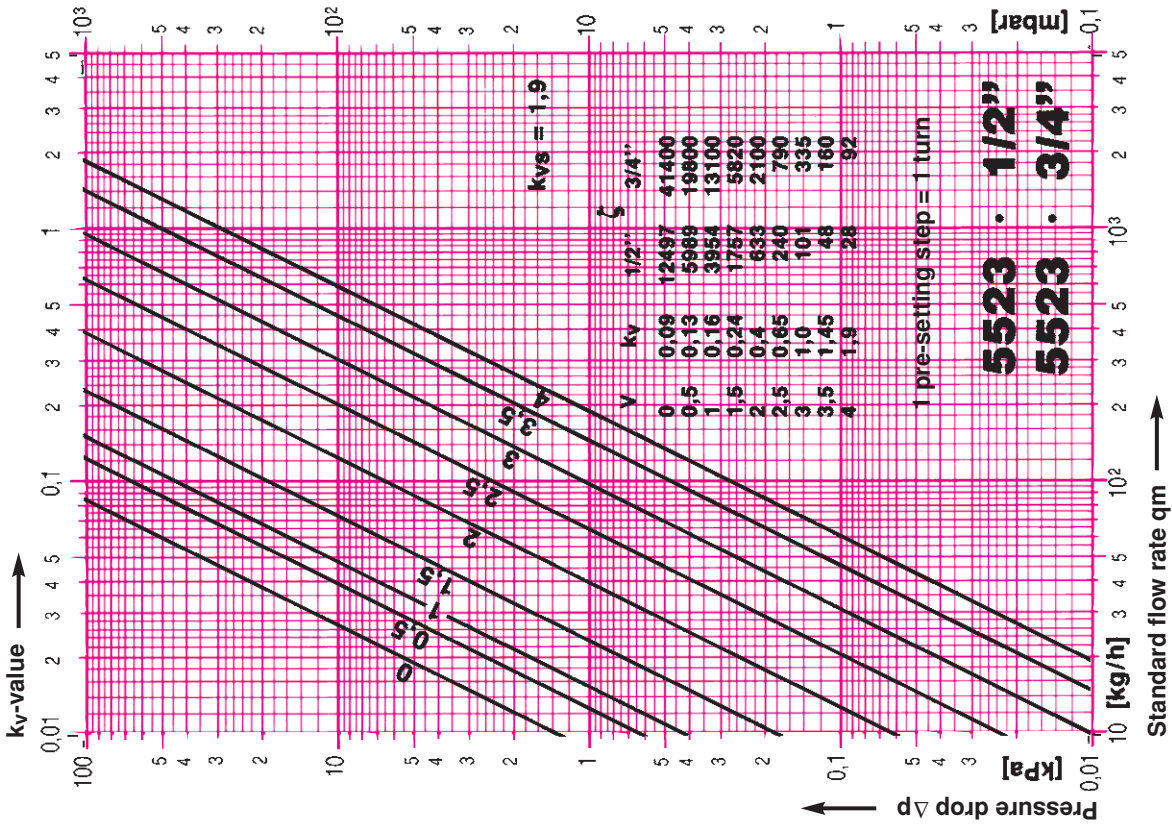
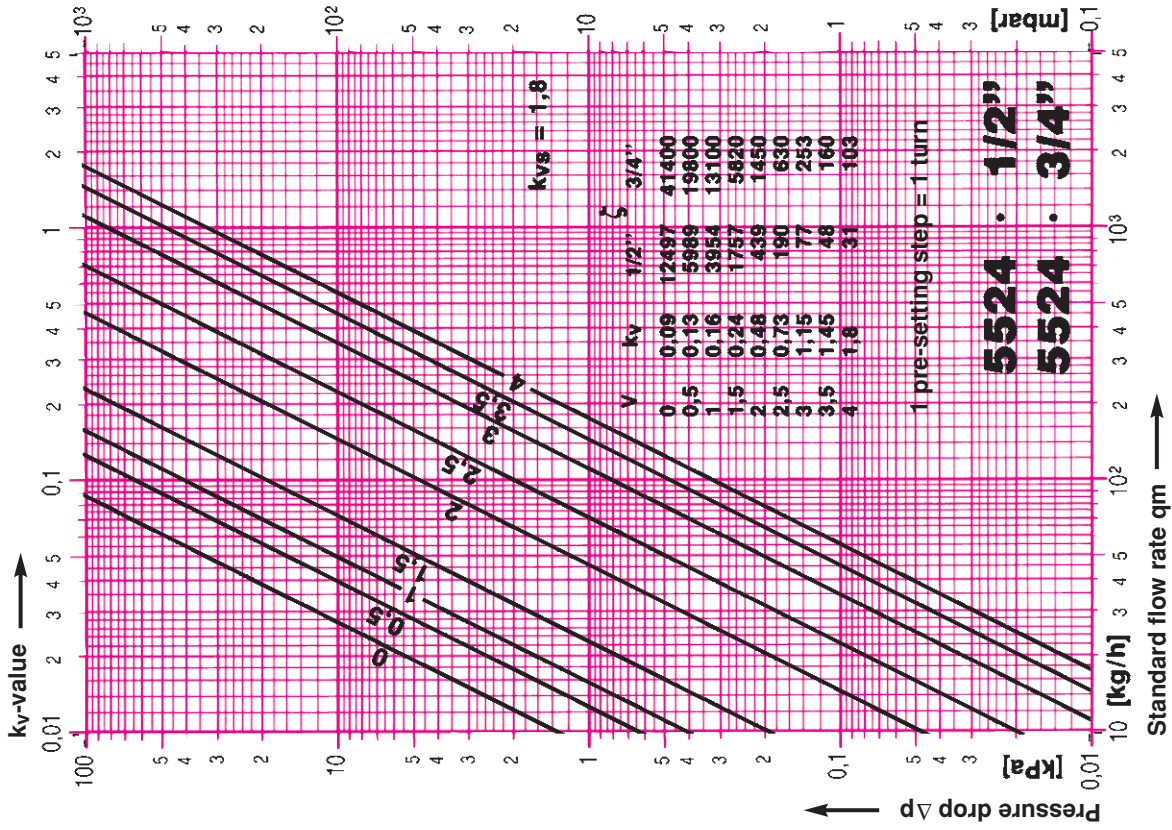
Please refer to the HERZ-Catalogue for order numbers.

HERZ Standard Diagram

Art. No. 5523 · 5524

HERZ-GP

Dim. DN 15 R=1/2" · DN 20 R=3/4"



We reserve the right to make modifications.

HERZ Armaturen

Richard-Strauss-Straße 22 · A-1230 Wien

e-mail: office@herz-armaturen.com · www.herz-armaturen.com

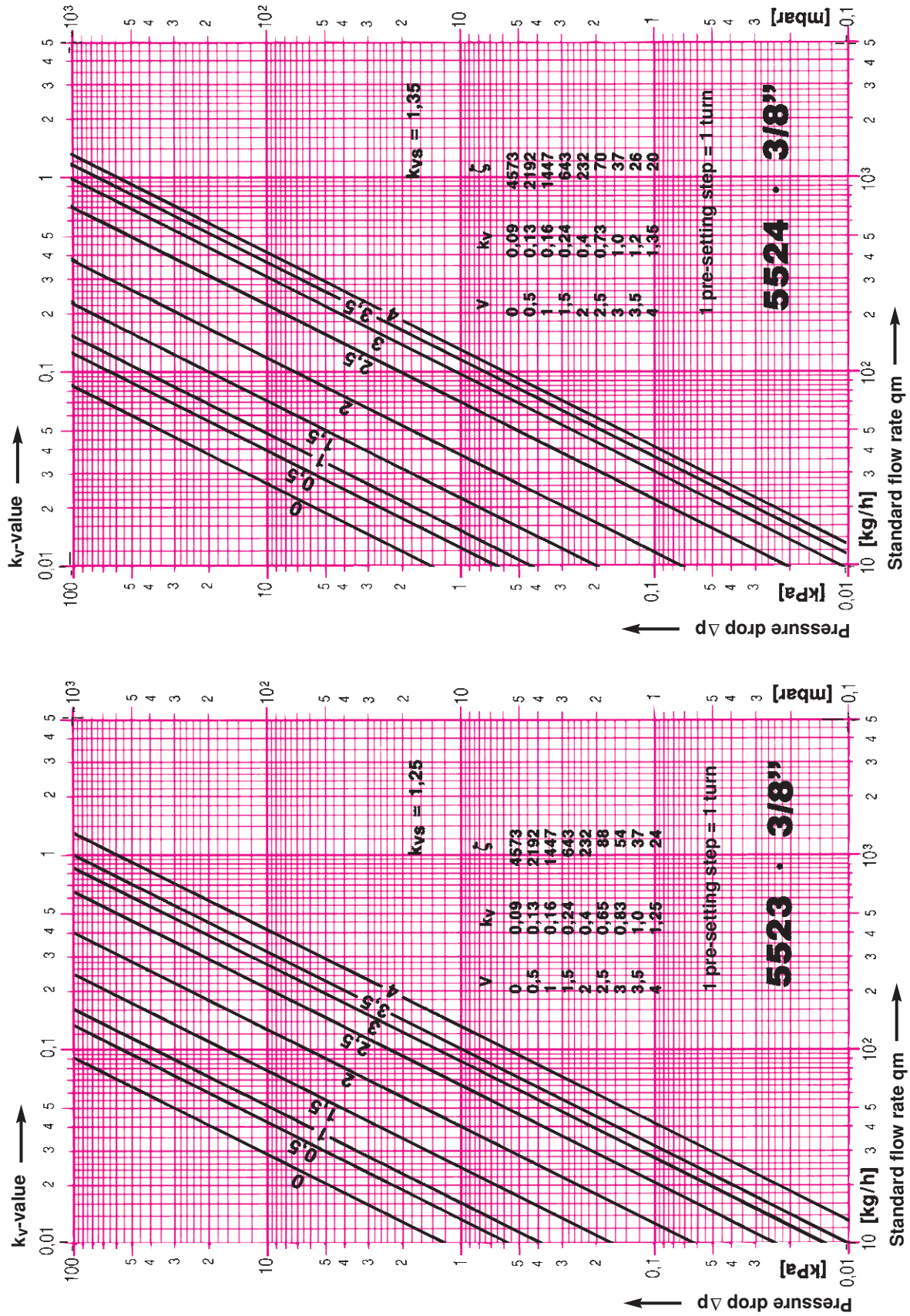


HERZ Standard Diagram

Art. No. 5523 · 5524

HERZ-GP

Dim. DN 10 R=3/8"



We reserve the right to make modifications.

01-23/003

HERZ Armaturen

Richard-Strauss-Straße 22 • A-1230 Wien
e-mail: office@herz-armaturen.com • www.herz-armaturen.com

